


# Blind Sizes and Measurements for Maxiblinds



When measuring for your blind please read carefully this information and supply all relevant sizes. This will ensure your blind is made to the correct size and will fit your window correctly.

**Remember:** “measure twice, cut once”

*Your Window:*



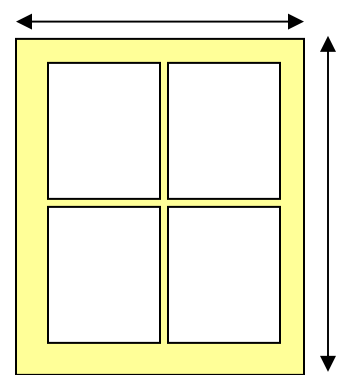
## Recess Size

This is the size of a recess or alcove that a roller blind will be sitting within. This is measured and stated in mm by Width x Height


## Window Size

This is the size of a window or area that a roller blind will be covering. This is measured and stated in mm by Width x Height

*Recess or window size*



*Your Blind:*



## Maximum Blind Width

This is the Maximum width of the blind including all mechanisms, brackets and end caps.

## Maximum Blind Drop

This is the Maximum drop of the blind including roller and bottom bar.

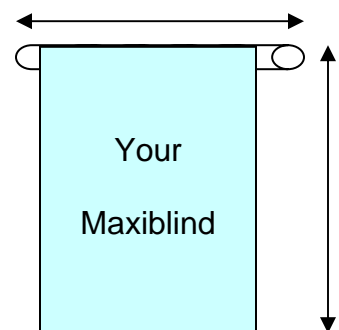
## Material Width

This Material Width will be 30 to 40mm less than the Maximum blind width.

## Material Drop

This Material Drop can be altered by the roller blind chain mechanism.

*Maximum Width*



**If you are unsure about what measurements are needed please contact your distributor.**